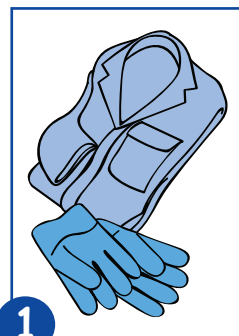


# JANGRO Product Guide



## Acrylic Floor Primer BD125-5



1

Use appropriate PPE as indicated in COSHH/REACH data.



2

Place safety signs.



3

Prepare floor



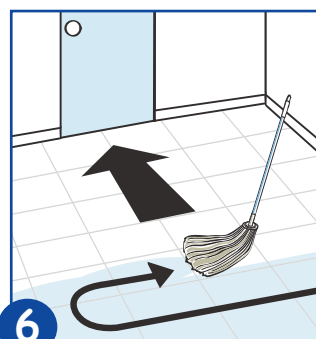
4

Pour solution undiluted into bucket or tray



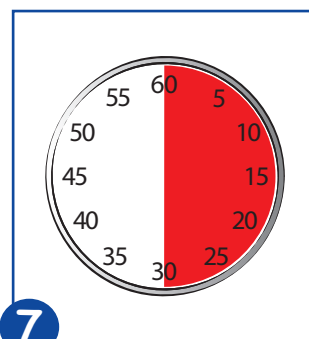
5

Apply a thin coat with mop/applicator. If floor is old and porous, a second coat may be required.



6

Start at furthest corner away from door.



7

Leave to dry for 30 minutes.



8

Remove safety signs.



Next step, use Jangro Wet Look Floor Polish 25% Solids BD010-5 or Jangro High Traffic Floor Polish 21% Solids BD020-5.

Health & Safety  
Please refer to relevant  
COSHH Sheet.